


Product Information

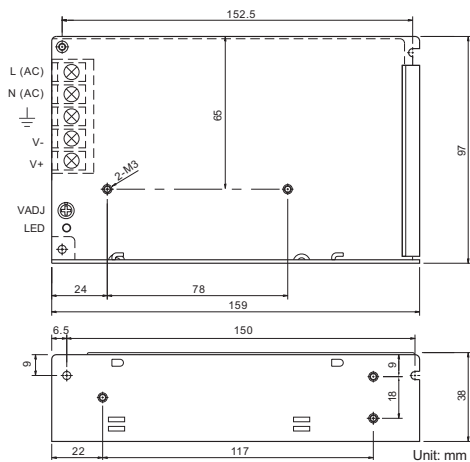
DT Accessories
PS5-24V



DESCRIPTION

2-wire system 24V Power supply with Din-rail mounting or metal box


DIMENSION



FEATURES

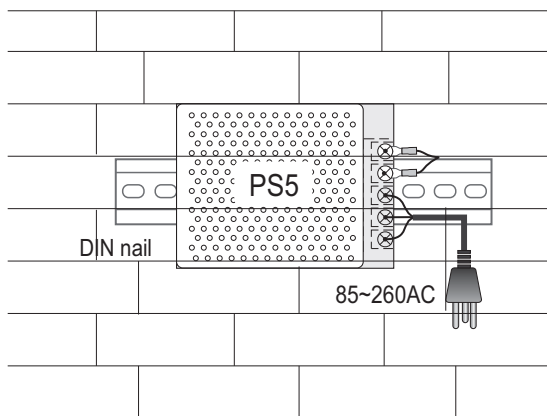
- ▶ Din-rail or metal box mounting;
- ▶ 10 DIN modules
- ▶ DC24V 4.5A output

1. Parts and Functions




- L(AC): AC input.
- N(AC): AC input.
- \perp : Earth Ground.
- V-: DC power output.(21.5~26.5 adjustable)
- V+: DC power output.(21.5~26.5 adjustable)
- VADJ: Output voltage adjustment.
- LED: Working state indicator.

2. Unit Mounting



DIN bar mounting



Box mounting

3. Specification

- * Input Voltage: 100~120VAC(2.5A), 200~240VAC(1.5A)
- * Input Frequency: 50~60 Hz
- * Rated Output Voltage: 24Vdc
- * Rated Output Current: 4.5A
- * Working Temperature: -20°C~+60°C
- * Dimension: 159(H)×97(W)×37(D)mm

4. Ordering Information

Model No.	Brief Description	Remark
PS5-24V(DIN)	24V Power supply	Din-rail mounting
PS5-24V(BOX)	24V Power supply	Metal box mounting

5. Packing Information

